

Foundation Programme  
in Literacy, Numeracy and Skills  
(FPLNS)

现代汉语  
**MODERN CHINESE**

**GRADE 7**

Student's Workbook

Theme 5: Music and Entertainment  
**Instruments**

---

MAHATMA GANDHI INSTITUTE  
under the aegis of  
MINISTRY OF EDUCATION AND HUMAN RESOURCE  
Republic of Mauritius

2026







# Table of content

<b>Guide to Educators .....</b>	<b>ii</b>
<b>Activity 1: Listen and repeat.....</b>	<b>1</b>
<b>Activity 2: Identify, spell and read.....</b>	<b>2</b>
<b>Activity 3: Cut and paste.....</b>	<b>3</b>
<b>Activity 4: Trace the Chinese characters.....</b>	<b>7</b>
<b>Activity 5: Read and copy the words.....</b>	<b>9</b>
<b>Activity 6: Matching.....</b>	<b>10</b>
<b>Activity 7: Word decoding.....</b>	<b>11</b>
<b>Activity 8: Word formation.....</b>	<b>12</b>
<b>Activity 9: Choose the correct Chinese Pinyin.....</b>	<b>13</b>
<b>Activity 10: Identify the verbs.....</b>	<b>14</b>
<b>Activity 11: Choose and write the correct Chinese characters.....</b>	<b>15</b>
<b>Activity 12: Tick the correct word.....</b>	<b>16</b>
<b>Activity 13: Write the correct word.....</b>	<b>17</b>
<b>Activity 14: Dot-to-dot drawing and colouring.....</b>	<b>18</b>
<b>Activity 15: Word search puzzle.....</b>	<b>19</b>
<b>Activity 16: Picture description and oral questions.....</b>	<b>20</b>

# Guide to Educators

## Learning Outcomes

- Recognise different musical instruments (drum / piano / guitar / flute / erhu and violin).
- Understand the basic words related to music and entertainment.
- Read simple sentences with correct pronunciation and intonation.
- Produce simple sentences correctly.

## Additional Resources

- Use pictures, flashcards and videos to illustrate each musical instrument.
- Create a visual chart and vocabulary words to display in the classroom.

## Activities

- Listen and repeat.
- Identify, spell and read.
- Cut and paste.
- Trace the Chinese characters.
- Read and copy the words.
- Matching.
- Word decoding.
- Word formation.
- Choose the correct Chinese Pinyin.
- Identify the verbs.
- Choose and write the correct Chinese characters.
- Tick the correct word.
- Write the correct word.
- Dot-to-dot drawing and colouring.
- Word search puzzle.
- Picture description and oral questions.

## Portfolio Assessment

- Skills-based assessments.

## Activity 1: Listen and repeat.

### Listening and Reading Activities:

The Educator:

- reads the lyrics aloud.
- plays the song.

The students listen and repeat the song.

The Educator introduces the following action verbs:

- To sing 唱歌
- To dance 跳舞

### 《两只老虎》

### 《Liǎng Zhī Lǎohǔ》

两只老虎，两只老虎

Liǎng zhī lǎohǔ, liǎng zhī lǎohǔ

跑得快，跑得快

Pǎo de kuài, pǎo de kuài

一只没有眼睛，

Yī zhī méiyǒu yǎnjīng,

一只没有尾巴

yī zhī méiyǒu wěiba

真奇怪，真奇怪

Zhēn qíguài, zhēn qíguài



The Educator may access the audio-visual version of the above song through this link:

<https://youtu.be/0P0aApWogd0?feature=shared>

## Activity 2: Identify, spell and read.

### Reading and Speaking Activities:

The Educator reads the words aloud.

The students:

- identify the words through pictures.
- spell and read aloud the name of each musical instrument.



鼓  
gǔ



钢琴  
gāngqín



吉他  
jítā



笛子  
dízi



二胡  
èrhú



小提琴  
xiǎotíqín

### Activity 3: Cut and paste.




#### Reading Activity:

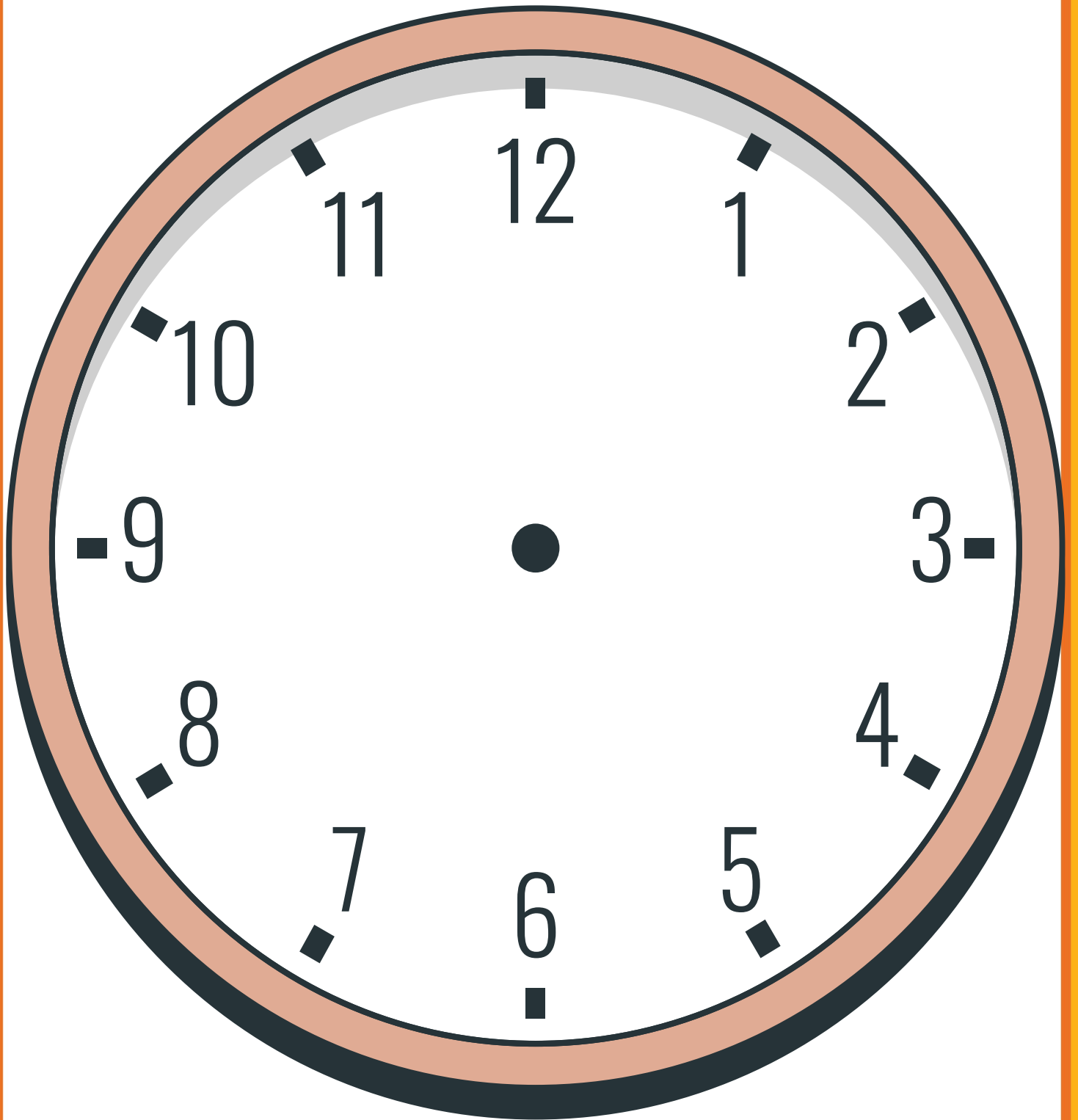
The students:

- study the table provided below under the guidance of the Educator.
- cut out the pictures of the musical instruments from the subsequent page.
- paste them alongside the corresponding numbers on the clock on the following page.

乐器	数字
鼓 gǔ	6
钢琴 gāngqín	2
吉他 jí tā	10
笛子 dízi	4
二胡 èrhú	8
小提琴 xiǎotíqín	12







## Activity 4: Trace the Chinese characters.

### Reading and Writing Activities:

- The Educator reads the Chinese characters.
- The students read and trace the Chinese characters.

<p>gāng</p> <p><b>钢</b></p> <p>部首: 钅 左右结构</p>	<p>ノ 勹 勹 勹 勹 勹 勹 勹 勹 勹 勹 9画</p> <p>钢 钢 钢 钢 钢 钢 钢 钢 钢 钢</p>
<p>qín</p> <p><b>琴</b></p> <p>部首: 王 上下结构</p>	<p>一 一 一 一 一 一 一 一 一 一 一 一 12画</p> <p>琴 琴 琴 琴 琴 琴 琴 琴 琴 琴</p>
<p>jí</p> <p><b>吉</b></p> <p>部首: 口 上下结构</p>	<p>一 一 一 一 一 一 6画</p> <p>吉 吉 吉 吉 吉 吉 吉 吉 吉 吉</p>
<p>tā</p> <p><b>他</b></p> <p>部首: 亻 左右结构</p>	<p>ノ 亻 亻 他 他 5画</p> <p>他 他 他 他 他 他 他 他 他 他</p>
<p>gǔ</p> <p><b>鼓</b></p> <p>部首: 鼓 左右结构</p>	<p>一 一 一 一 一 一 一 一 一 一 一 一 13画</p> <p>鼓 鼓 鼓 鼓 鼓 鼓 鼓 鼓 鼓 鼓</p>

dí

笛 笛 笛 笛 笛 笛 笛 笛 笛 笛 11画

笛

笛 笛 笛 笛 笛 笛 笛 笛 笛 笛

部首：竹  
上下结构

zǐ

子 子 子 3画

子

子 子 子 子 子 子 子 子 子 子

部首：子  
独体结构

## Activity 5: Read and copy the words.



### Reading and Writing Activities:

- The Educator reads the words aloud.
- The students read and copy the words several times.

钢琴

吉他

笛子

二胡

小提琴

鼓

## Activity 6: Matching.

### Reading Activity:

The students:

- match the pictures with the corresponding words.
- read aloud the name of each musical instrument repeatedly under the guidance of the Educator.



小提琴



笛子



钢琴



二胡



鼓



吉他

## Activity 7: Word decoding.

### Reading and Writing Activities:

The students:

- look at the pictures and read the words aloud under the guidance of the Educator.
- decode the given words and write the Chinese Pinyin.



鼓 gǔ

g+ǔ

.....



钢琴 gāngqín

g+āng

q+ín

.....



吉他 jítā

j+í

t+ā

.....



笛子 dízi

d+í

zi

.....



二胡 èrhú

èr

h+ú

.....



小提琴 xiǎotíqín

x+iǎo

t+í

q+ín

.....

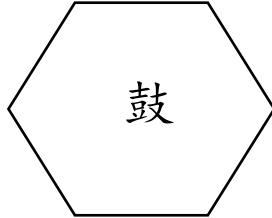
## Activity 8: Word formation.

### Reading and Writing Activities:

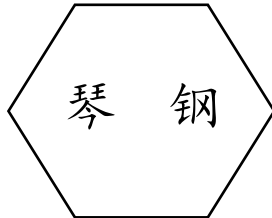
The students:

- read the Chinese characters.
- rearrange the Chinese characters and write the correct word for each picture.
- read the words aloud.

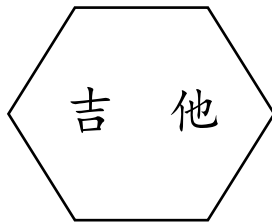
.....



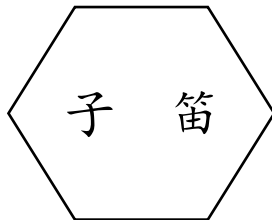
.....



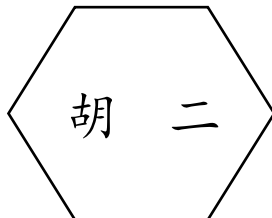
.....



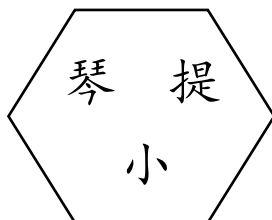
.....



.....



.....



## Activity 9: Choose the correct Chinese Pinyin.



### Reading and Writing Activities:

The students:

- read the words aloud under the guidance of the Educator.
- choose the correct Chinese Pinyin from the brackets and fill in the blanks.

鼓	.....	(gú、gǔ)
钢琴	.....	(gāngqín、gōngqín)
吉他	.....	(jítà、jītā)
笛子	.....	(dízi、dìzi)
二胡	.....	(èrhú、ērhú)
小提琴	.....	(xiǎotíqín、xiǎotíqín)

## Activity 10: Identify the verbs.

### Listening and Reading Activities:

- The Educator reads and explains the verbs.
- The students listen carefully and repeat after the Educator.




打 (dǎ) 鼓



吹 (chuī) 笛子



弹 (tán) 钢琴



弹 (tán) 吉他



拉 (lā) 小提琴



拉 (lā) 二胡



## Activity 11: Choose and write the correct Chinese characters.

### Reading and Writing Activities:

The Educator reads each sentence aloud.

The students:

- repeat the sentences.
- encircle the correct word from the brackets and write it in the blank space.

1. 这是小明的.....。(古、鼓、股)
2. 妈妈喜欢吉.....。(他、她、也)
3. 爷爷买了一把二.....。(糊、胡、湖)
4. 爸爸教我吹.....子。(笛、田、由)
5. 东东会弹.....琴。(刚、钢、纲)
6. 这把小提.....是谁的?(琴、琵、琶)

## Activity 12: Tick the correct word.



### Reading Activity:

The students tick the correct word corresponding to the picture and read aloud the word repeatedly.



二胡

吉他



钢琴

小提琴



笛子

小提琴



笛子

鼓



钢琴

二胡



二胡

鼓

### Activity 13: Write the correct word.



#### Writing and Reading Activities:

The students:

- write the correct words that correspond to the pictures.
- read aloud the sentences.



1. 这是.....。



2. 这是.....。



3. 这是.....。



4. 这是.....。



5. 这是.....。



6. 这是.....。

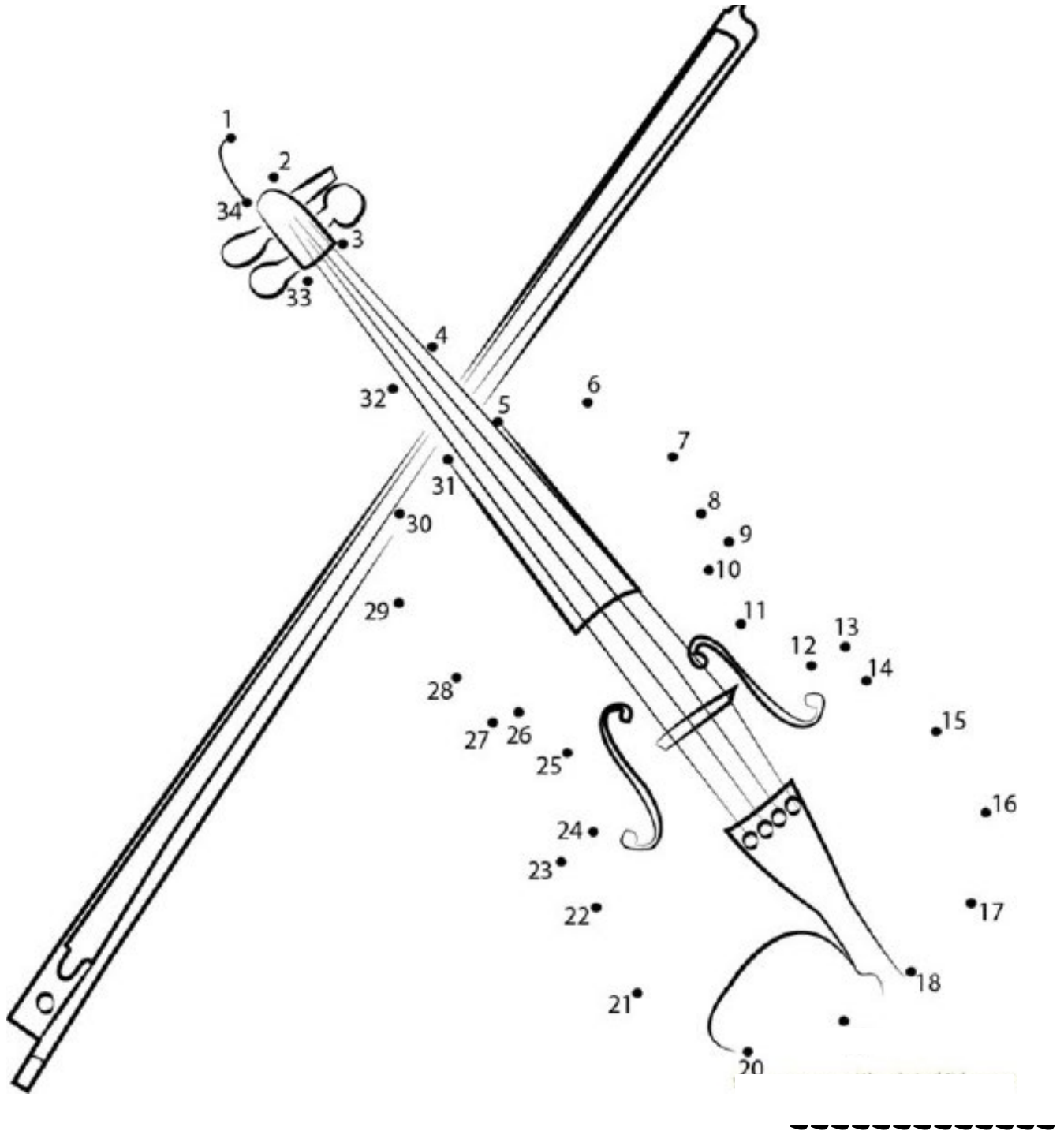
## Activity 14: Dot-to-dot drawing and colouring.



### Writing and Speaking Activities:

The students:

- join the dots and colour the picture.
- write the name of the musical instrument.
- form sentences orally.



## Activity 15: Word search puzzle.



### Reading Activity:

- The Educator reads the given words aloud and the students repeat.
- The students find the listed words hidden within the grid; the words can be found horizontally, vertically or diagonally.

小提琴 - 钢琴 - 二胡 - 吉他 - 小鼓 - 笛子

老	小	提	琴	我	打
鼠	狗	笛	子	吉	古
二	狮	钢	这	也	他
胡	子	她	琴	吹	笔
小	鼓	是	那	拉	弹

Activity 16: Picture description and oral questions.



## Activity 16: Picture description and oral questions.

### Listening and Speaking Activities:

The Educator:

- guides the students to observe the given picture.
- uses the following prompts to help the students to describe the picture.

这是一场音乐会的图片：

- 你看到了哪些乐器？
- 你最喜欢哪一种乐器？
- 今年的音乐节是什么时候？
- 你们学校庆祝音乐节吗？
- 音乐节那一天你会表演什么节目？
- 你喜欢唱歌还是跳舞？